



mANTBox ax 15s

A drop-in Wi-Fi 6 upgrade for the popular mANTBox dual-band sector antenna base stations.

One powerful package for all your outdoor network needs, perfect for camps, stadiums and parks!



128
CONCURRENT CLIENTS
PER INTERFACE!



STRONG DUAL-CHAIN DUAL-BAND



DURABLE, WEATHERPROOF
ENCLOSURE



IPSEC HARDWARE OFFLOADING



GIGABIT ETHERNET



2.4/5 GHz Wi-Fi 6



MODERN DUAL-CORE ARM CPU



POE-IN (INJECTOR INCLUDED!), DC JACK



SFP WITH 2.5G SUPPORT



DISTANCE UP TO 20 KM



USB PORT



Managing outdoor wireless network has never been easier: mANTBox ax 15s can provide unparalleled wireless point-to-multipoint connectivity for a vast variety of devices over a distance of 20 kilometers!

A potent combination of **modern dual-core ARM CPUs**, our latest **802.11ax Wi-Fi 6 dual-band radios** and powerful **built-in sector antennas** will take your signal stability, speed, and responsiveness to the next level! There's a **Gigabit Ethernet port with PoE-in** and an **SFP port with 2.5 Gigabit support** for extra fast fiber uplinks.



Upgrading your setup to Wi-Fi 6 offers multiple benefits:

Speed: we've seen up to 40% higher speed in the 5 GHz spectrum and up to 90% higher speed in the 2.4 GHz spectrum.

Security: WPA3 encryption and management frame protection prevent all sorts of attacks, like bruteforcing and WPA2 handshake-capture deauthentication attacks.

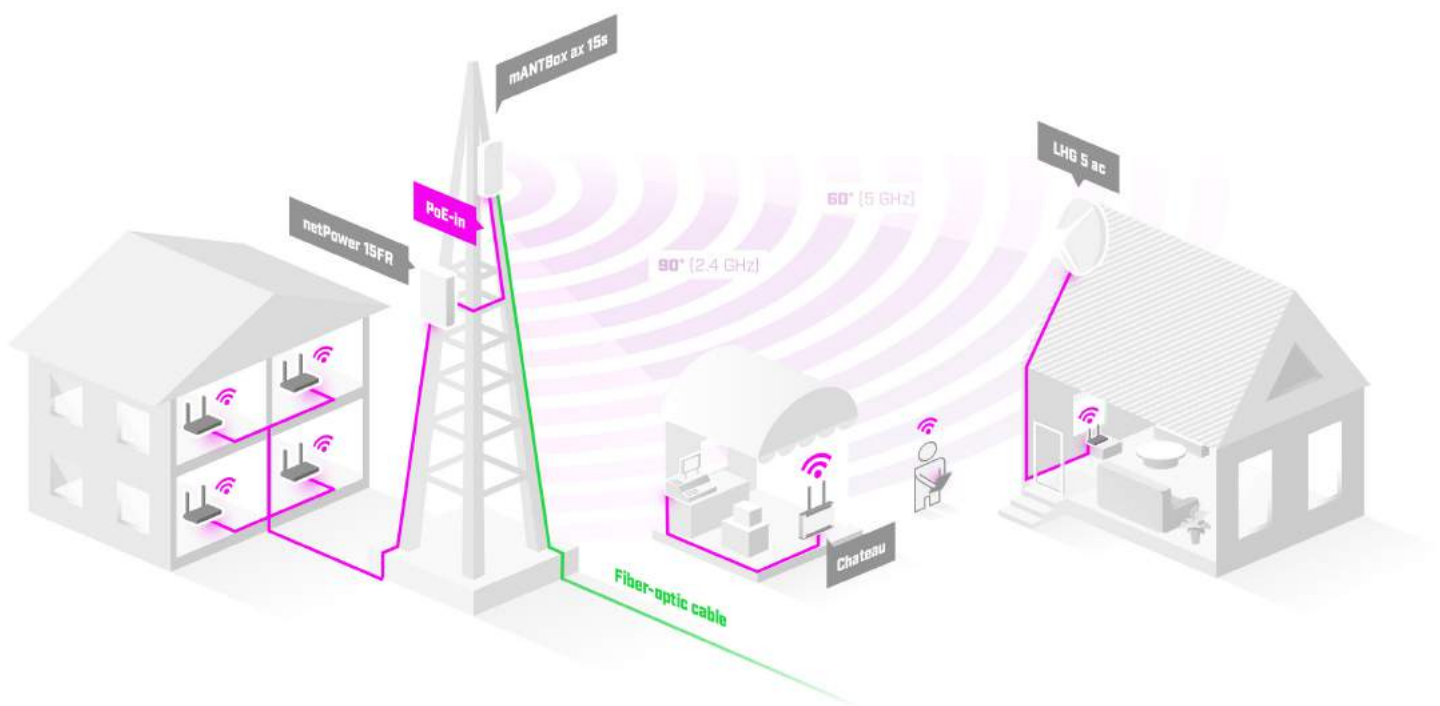
Reliability: seamless fast transition (roaming) enables smooth, non-stop signal when you have to switch between access points. Also, Wi-Fi 6 ensures a fair traffic distribution if the connection is shared by a large number of users.

Energy efficiency: features like Target Wake Time reduce power consumption in the long run. Better for your wallet and the planet!





mANTBox package includes everything you need: a Gigabit PoE injector, a power supply, a hose clamp and a fastening set, and the MikroTik quickMOUNT pro. This advanced wall mount adapter allows turning antenna within 140° both horizontally and vertically. With the quickMOUNT pro it is possible to perfectly set antenna alignment using an integrated graduated scale.



• Specifications

Product code	L22UGS-5HaxD2HaxD-15S
CPU	Dual-Core IPQ-5010 800 MHz
CPU architecture	ARM
Size of RAM	256 MB
Storage	128 MB, NAND
Number of 1G Ethernet ports	1
Number of 1G SFP ports	1 (2.5G supported)
USB port	1 USB 2.0 port type A
Wireless interface model	IPQ-5010 (2.4 GHz), QCN-6102 (5 GHz)
Wireless	2.4 GHz 802.11b/g/n/ax dual-chain, 5 GHz 802.11a/n/ac/ax dual-chain
Antenna gain	2.4 GHz - 12 dBi, 5 GHz - 15 dBi
Dimensions	349 x 140 x 82 mm
Operating system	RouterOS v7, License level 4
Operating temperature	-40°C to +70°C

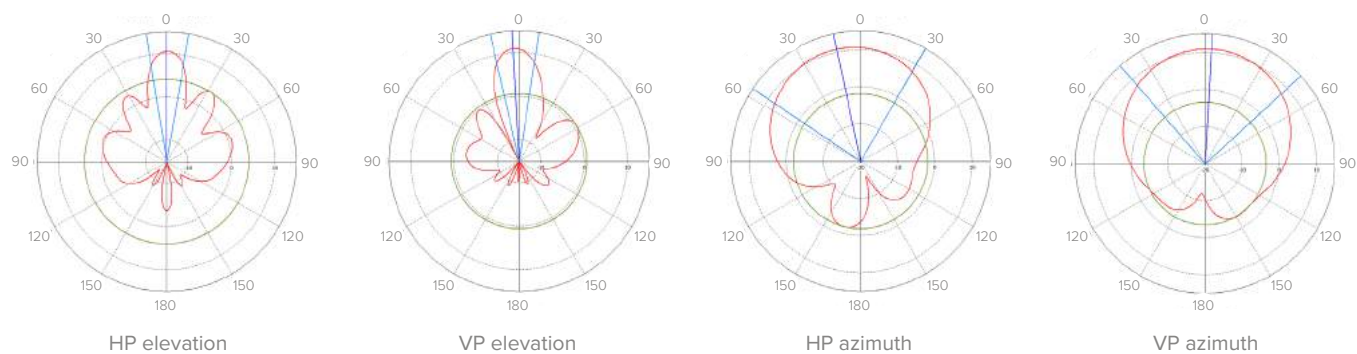
• Powering

Number of DC inputs	2 (PoE-In, DC jack)
PoE-In input Voltage	18-28 V
DC jack input Voltage	12-28 V
Max USB current	1.5 A
Power adapter nominal voltage	24 V
Power adapter nominal current	1.2 A
PoE-In	Passive PoE
Max power consumption (without attachments)	11 W
Max power consumption	21 W

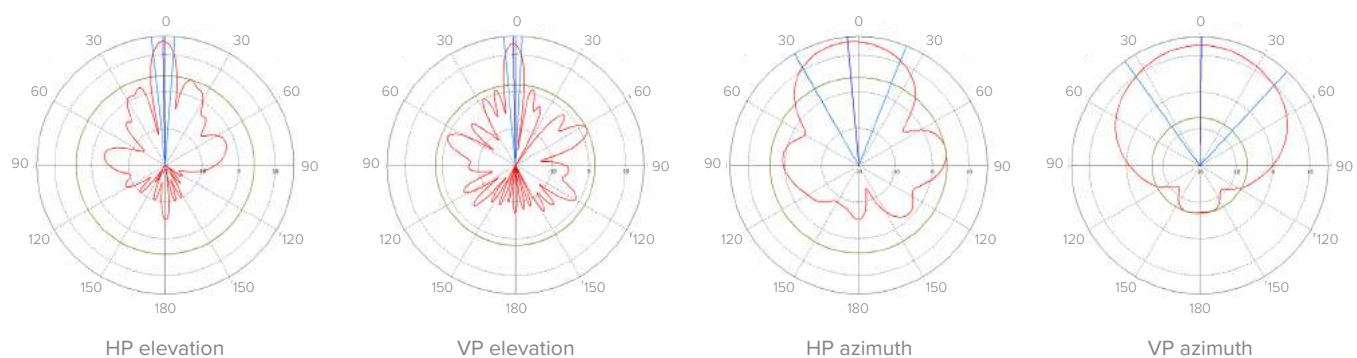
• Wireless specifications

Rate (2.4 GHz)	Tx (dBm)	Rx (dBm)	Rate (5 GHz)	Tx (dBm)	Rx (dBm)
1MBit/s	27	-100	6MBit/s	28	-96
11MBit/s	27	-94	54MBit/s	26	-80
6MBit/s	29	-96	MCS0	28	-96
54MBit/s	27	-80	MCS7	25	-75
MCS0	29	-96	MCS9	23	-70
MCS7	26	-75	MCS11	22	-67
MCS9	24	-70			
MCS11	22	-67			

• Antenna patterns 2.4 GHz



• Antenna patterns 5 GHz



• Included parts



24 V 1.2 A power adapter



Gigabit PoE injector



Hose clamp



quickMOUNT pro



Fastening set