

INTRODUCTION

The UltraLAN SG16PAI+2SFP-150W is a 16 port switch with 802.3af/at PoE ports and two SFP uplink ports. The 802.3af/at ports will auto detect and identify IEEE802.3af/at devices before supplying any voltage, therefore you do not have to worry about damaging your non-PoE equipment. Total maximum PoE budget is 150W and the maximum budget per port is 30W.





WHAT IS AI & HOW DOES IT WORK?

AI is an integrated intelligent port monitoring protocol, AI monitors traffic on each individual port of the switch and if no traffic passes through the interface after 120 seconds the port is automatically reset, as a result the non-responding device receives a hard reboot and comes back online automatically.

The benefits of AI are twofold: With a traditional switch the entire switch must be reset which means ALL devices go offline (including even perfectly functioning devices), it is also typically a manual process requiring human intervention which means downtime is significantly longer and in remote locations particularly cumbersome and costly. AI can significantly increase system uptime while massively reducing system downtime.

AI functionality can be activated and deactivated via a toggle switch on the device.

AI KEY FEATURES & MODES:

-  **AI Extend:** 1-8 ports can be extended to support cable length of up to 250 meters, high quality bare copper cable is recommended (CAT5e or CAT6 for maximum distance)
-  **AI VLAN:** Isolating ports 1-16 from each other can effectively suppress network storms and improve network performance.
-  **AI QoS:** Customize application priority to improve network sensitivity. For example, video priority will take preference over other protocols
-  **AI power:** Monitor each port on the switch for traffic and if no traffic is detected power off and restart the device



SPECIFICATIONS

Standard	IEEE 802.3i IEEE 802.3u IEEE 802.3x IEEE 802.3ab IEEE 802.3af IEEE 802.3at
Port	16x 10/100/1000Mbps RJ45 port
	2x Gigabit SFP port
PoE	16x 10/100/1000Mbps RJ45 PoE port
	Total power budget: 250W
	Single port max. 30W
Indicator	18 Link/Act indicator light
	16 POE indicator light
	1 Power indicator light
Performance	Forwarding mode: storage forwarding
	Bandwidth: 36Gbps
	Packet forwarding rate: 23.8Mpps
	Support 8K MAC address list depth
Input power	100-240V/50-60Hz
Dimensions (L×W×H)	440mm×180mm×44mm



UltraLAN Technology Co (Ltd) designs, customize and manufacture **best-in-class** rugged, reliable integrated network & telecom related products.

CABLING

FIBER

POWER

CABINETS

SWITCHING